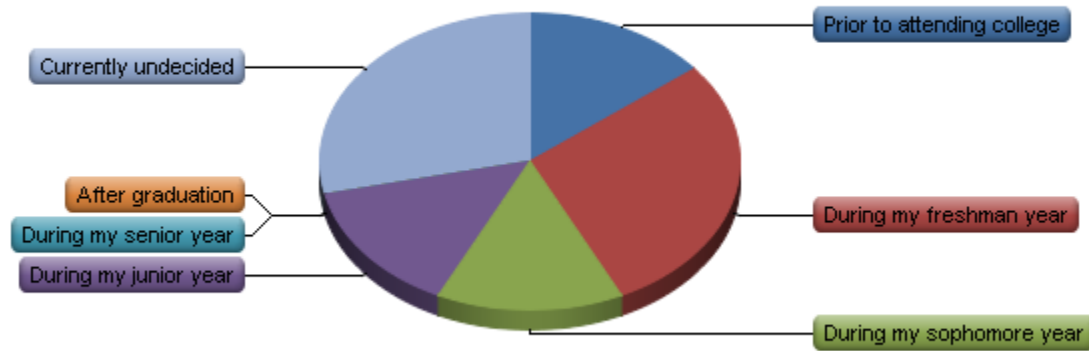


# Religion

Last Modified: 03/29/2011

## 1. When did you choose which career path to pursue?



Answer	Response	%
Prior to attending college	1	14%
During my freshman year	2	29%
During my sophomore year	1	14%
During my junior year	1	14%
During my senior year	0	0%
After graduation	0	0%
Currently undecided	2	29%
Total	7	100%

## 2. What is your current status?

Employment/Volunteer	Full-time Employment	3	Part-time employment	1	Military Service	0	Volunteer position (egg Peace Corps, AmeriCorps)	2	Not employed/seeking employment	0	Not employed/not seeking employment	0
Continuing Education	Graduate/Professional school full-time	1	Graduate/Professional school part-time	0	Waiting to hear	1	Plan to enroll later	0		0		0




Statistic	Employment/Volunteer	Continuing Education
Total Responses	6	2

### 3. Employment/Volunteer Information

Employer/Organization Name	City	State	Position/Program
ELCA Young Adults in Global Mission, SPEC Youth Retreat Centre	London Colney	Hertfordshire, England	Volunteer Youth Worker
Old Navy	Fargo	ND	Sales Associate
Olivet Lutheran Church	Fargo	ND	Nursery Coordinator
Peace Corps	Ukraine	Ukraine	Teach English as second language
Peace Lutheran Church	Fargo	ND	Jr/Sr High Youth Director
Xinyang Normal University	Xinyang	Henan, China	English Lecturer

Statistic	Value
Total Responses	6

#### 4. What is the type of organization?

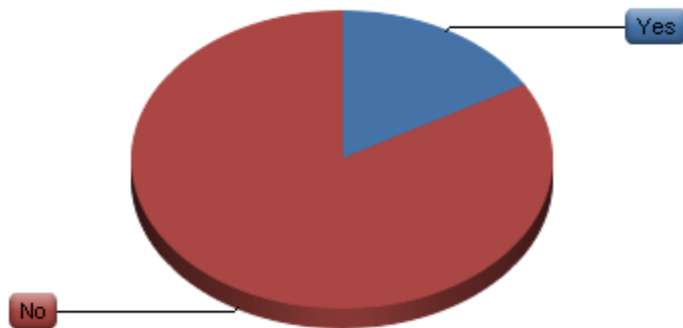
Answer		Response	%
Education		1	17%
Government		0	0%
Non-Profit (including healthcare)		4	67%
Private Sector Business		1	17%
Self Employed		0	0%
Other:		0	0%
Total		6	100%

## 5. Which search methods generated the most job leads for you? (choose up to 3)

Answer	Response	%
Career Center (i.e. campus interview, job listing)	1	33%
Classified ad	0	0%
Coop/Intern/previous exp w/employer	0	0%
Direct application to employer	2	67%
Internet resources	1	33%
MN Education Job Fair	0	0%
MN Private College Job Fair	0	0%
Networking (i.e. family & friends)	2	67%
Public or private employment agency	0	0%
Tri-College Career Fair	0	0%
Other	0	0%

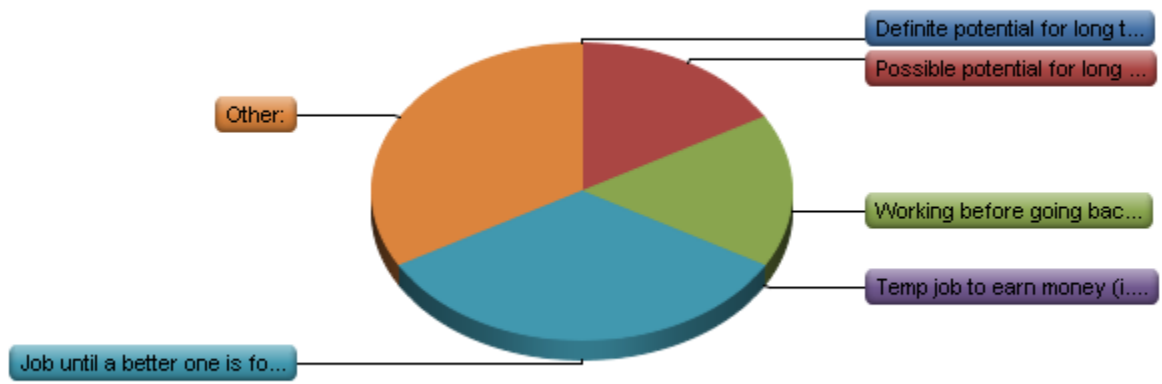
Statistic	Value
Total Responses	3

## 6. Were you employed in your current position/company during college?



Answer	Response	%
Yes	1	17%
No	5	83%
Total	6	100%

## 7. Which BEST describes how you regard your current job?



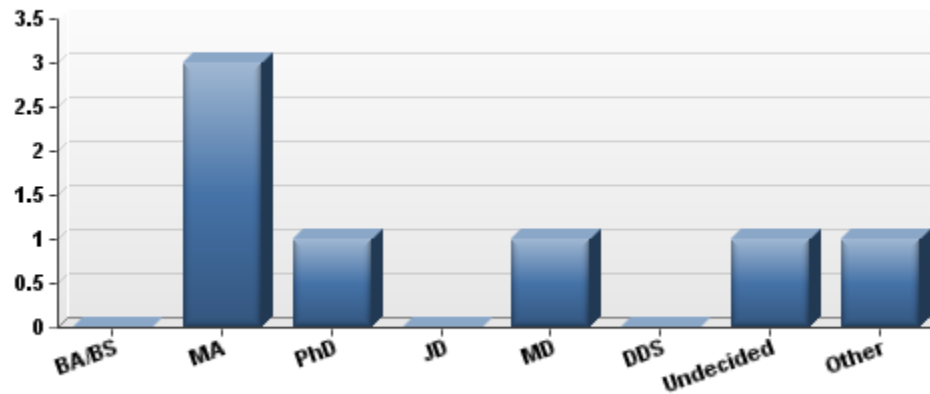
Answer	Response	%
Definite potential for long term	0	0%
Possible potential for long term	1	17%
Working before going back to school	1	17%
Temp job to earn money (i.e. for travel)	0	0%
Job until a better one is found	2	33%
Other:	2	33%
Total	6	100%

Other:

year of service before getting a more permanent job

volunteer

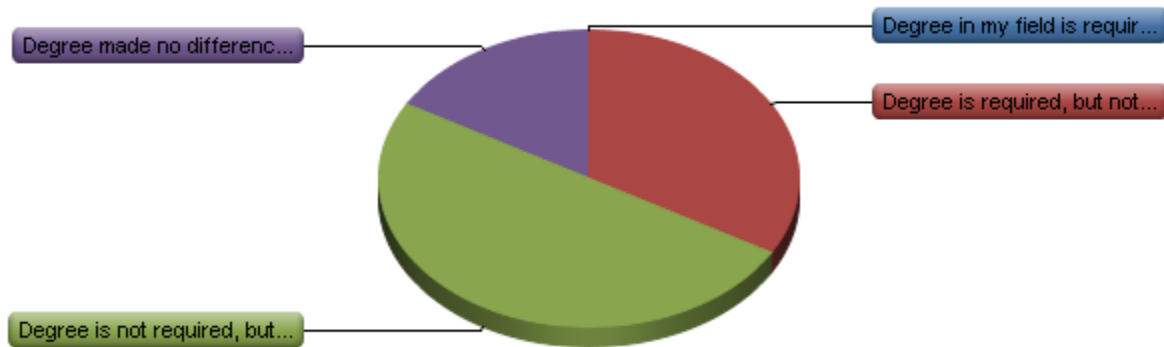
## 8. What is the highest degree you plan to earn during your lifetime?



Answer	Response	%
BA/BS	0	0%
MA	3	43%
PhD	1	14%
JD	0	0%
MD	1	14%
DDS	0	0%
Undecided	1	14%
Other	1	14%
Total	7	100%



Other
Masters Divinity

## 9. Which BEST describes your current position?



Answer	Response	%
Degree in my field is required for my job	0	0%
Degree is required, but not related to major	2	33%
Degree is not required, but helped get the job	3	50%
Degree made no difference in getting job	1	17%
Total	6	100%

## 10. What is your pre-tax annual salary? (this information is kept strictly confidential)

Answer		Response	%
Monthly stipend (i.e. Americorps)		2	67%
Less than \$10,000		0	0%
\$10,000 - 12,500		1	33%
\$12,501 - 15,000		0	0%
\$15,001 - 17,500		0	0%
\$17,501 - 20,000		0	0%
\$20,001 - 22,500		0	0%
\$22,501 - 25,000		0	0%
\$25,001 - 27,500		0	0%
\$27,501 - 30,000		0	0%
\$30,001 - 32,500		0	0%
\$32,501 - 35,000		0	0%
\$35,001 - 37,500		0	0%
\$37,501 - 40,000		0	0%
\$40,000 - 42,500		0	0%
\$42,501 - 45,000		0	0%
\$45,501 - 47,500		0	0%
\$47,500 \$50,000		0	0%
\$50,001 - \$52,500		0	0%
\$52,501 - \$55,000		0	0%
\$55,001 - 57,500		0	0%
\$57,501 - 60,000		0	0%

\$60,000+		0	0%
Total		3	100%

## 11. Continuing Education Information

Degree/Certification Sought	Start Date	Field of Study	University/Institution Name	City	State
Masters of Divinity	09/10	Divinity	Luther Seminary	St. Paul	MN

Statistic	Value
Total Responses	1