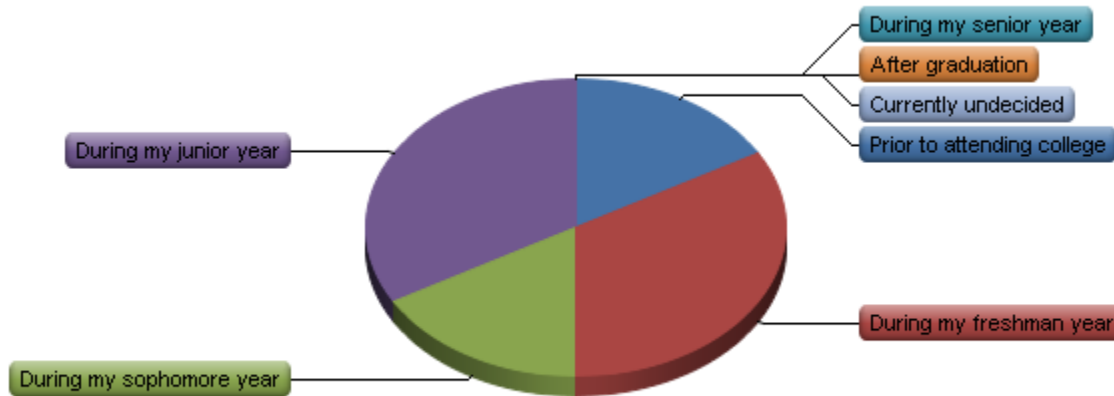


# Physical Education

Last Modified: 03/30/2011

## 1. When did you choose which career path to pursue?



Answer	Response	%
Prior to attending college	1	17%
During my freshman year	2	33%
During my sophomore year	1	17%
During my junior year	2	33%
During my senior year	0	0%
After graduation	0	0%
Currently undecided	0	0%
Total	6	100%

## 2. What is the highest degree you plan to earn during your lifetime?

Answer	Response	%
BA/BS	0	0%
MA	3	50%
PhD	2	33%
JD	0	0%
MD	1	17%
DDS	0	0%
Undecided	0	0%
Other	0	0%
Total	6	100%

### 3. What is your current status?

Employment/Volunteer	Full-time Employment	4	Part-time employment	1	Military Service	0	Volunteer position (eg.g Peace Corps, AmeriCorps)	0	Not employed/seeking employment	0	Not employed/not seeking employment	0
Continuing Education	Graduate/Professional school full-time	1	Graduate/Professional school part-time	1	Waiting to hear	0	Plan to enroll later	1		0		0

Statistic	Employment/Volunteer	Continuing Education
Total Responses	5	3

## 4. Employment/Volunteer Information

Employer/Organization Name	City	State	Position/Program
Blair Community Schools	Blair	NE	Elementary Physical Education
International School of Stavanger	Stavanger	Norway	Health/Physical Education Teacher
Kasson-Mantorville School District	Kasson	MN	Physical Education Teacher
Moorhead Public Schools	Moorhead	MN	Physical Education teacher
St. James Catholic School	Duluth	MN	Physical Education Instructor (K-8)
University of Colorado at Colorado Springs	Colorado Springs	Colorado	Track and Field

Statistic	Value
Total Responses	6

## 5. What is the type of organization?

Answer		Response	%
Education		6	100%
Government		0	0%
Non-Profit (including healthcare)		0	0%
Private Sector Business		0	0%
Self Employed		0	0%
Other:		0	0%
Total		6	100%

## 6. Which search methods generated the most job leads for you? (choose up to 3)

Answer	Response	%
Career Center (i.e. campus interview, job listing)	1	25%
Classified ad	0	0%
Coop/Intern/previous exp w/employer	1	25%
Direct application to employer	0	0%
Internet resources	4	100%
MN Education Job Fair	0	0%
MN Private College Job Fair	0	0%
Networking (i.e. family & friends)	2	50%
Public or private employment agency	0	0%
Tri-College Career Fair	0	0%
Other	0	0%

Statistic	Value
Total Responses	4

## 7. Were you employed in your current position/company during college?

Answer	Response	%
Yes	0	0%
No	6	100%
Total	6	100%

Statistic	Value
Total Responses	6





## 8. Which BEST describes your current position?

Answer	Response	%
Degree in my field is required for my job	6	100%
Degree is required, but not related to major	0	0%
Degree is not required, but helped get the job	0	0%
Degree made no difference in getting job	0	0%
Total	6	100%

## 9. Which BEST describes how you regard your current job?

Answer		Response	%
Definite potential for long term		3	50%
Possible potential for long term		2	33%
Working before going back to school		0	0%
Temp job to earn money (i.e. for travel)		0	0%
Job until a better one is found		1	17%
Other:		0	0%
Total		6	100%

## 10. What is your pre-tax annual salary? (this information is kept strictly confidential)

Answer		Response	%
Monthly stipend (i.e. Americorps)		0	0%
Less than \$10,000		2	40%
\$10,000 - 12,500		0	0%
\$12,501 - 15,000		0	0%
\$15,001 - 17,500		0	0%
\$17,501 - 20,000		0	0%
\$20,001 - 22,500		0	0%
\$22,501 - 25,000		0	0%
\$25,001 - 27,500		0	0%
\$27,501 - 30,000		0	0%
\$30,001 - 32,500		1	20%
\$32,501 - 35,000		0	0%
\$35,001 - 37,500		0	0%
\$37,501 - 40,000		0	0%
\$40,000 - 42,500		0	0%
\$42,501 - 45,000		1	20%
\$45,501 - 47,500		0	0%
\$47,500 - \$50,000		0	0%
\$50,001 - \$52,500		0	0%
\$52,501 - \$55,000		0	0%
\$55,001 - 57,500		0	0%
\$57,501 - 60,000		1	20%

\$60,000+		0	0%
Total		5	100%

## 11. Continuing Education Information

Degree/Certification Sought	Start Date	Field of Study	University/Institution Name	City	State
MSc	August 2010	Health Promotion	University of Colorado at Colorado Springs	Colorado Springs	CO
PHD	Summer 2011	Physical Education	University of Nebraska Omaha	Omaha	NE

Statistic	Value
Total Responses	2