

## Philosophy

Last Modified: 09/08/2011

### 1. When did you choose which career path to pursue?

Answer	Response	%
Prior to attending college	0	0%
During my freshman year	0	0%
During my sophomore year	3	43%
During my junior year	3	43%
During my senior year	1	14%
After graduation	0	0%
Currently undecided	0	0%
Total	7	100%

## 2. What is your current status?

Employment/Volunteer	Full-time Employment	3	Part-time employment	0	Military Service	0	Volunteer position (eg Peace Corps, AmeriCorps)	0	Not employed/seeking employment	0	Not employed/not seeking employment	0
Continuing Education	Graduate/Professional school full-time	4	Graduate/Professional school part-time	0	Waiting to hear	0	Plan to enroll later	1		0		0

Statistic	Employment/Volunteer	Continuing Education
Total Responses	3	5

## 3. Employment/Volunteer Information






Employer/Organization Name	City	State	Position/Program
Morrison-Maierle, Inc.	Helena	MT	Accounting Tech II
Texas Systems and Controls	Spring	TX	Document Control Specialist
The Fargo Theatre	Fargo	ND	Operations Manager/Executive Assistant

Statistic	Value
Total Responses	3

#### 4. What is the type of organization?



Answer		Response	%
Education		0	0%
Government		0	0%
Non-Profit (including healthcare)		1	33%
Private Sector Business		2	67%
Self Employed		0	0%
Other:		0	0%
Total		3	100%

## 5. What three factors were most important in obtaining your current position?

Answer		Response	%
Above average academic performance		1	50%
Leadership/Volunteer experience		1	50%
Major/Program		1	50%
Personal characteristics		1	50%
Skills developed in co/extra curricular activity		1	50%
Work experience/Coop Education/Internships		0	0%
Other		0	0%

Statistic	Value
Total Responses	2




## 6. Were you employed in your current position/company during college?

Answer		Response	%
Yes		1	33%
No		2	67%
Total		3	100%



## 7. Which BEST describes how you regard your current job?

Answer	Response	%
Definite potential for long term	0	0%
Possible potential for long term	3	100%
Working before going back to school	0	0%
Temp job to earn money (i.e. for travel)	0	0%
Job until a better one is found	0	0%
Other:	0	0%
Total	3	100%



## 8. What is the highest degree you plan to earn during your lifetime?

Answer		Response	%
BA/BS		0	0%
MA		5	71%
PhD		1	14%
JD		0	0%
MD		1	14%
DDS		0	0%
Undecided		0	0%
Other		0	0%
Total		7	100%

## 9. Which BEST describes your current position?

Answer		Response	%
Degree in my field is required for my job		0	0%
Degree is required, but not related to major		2	67%
Degree is not required, but helped get the job		1	33%
Degree made no difference in getting job		0	0%
Total		3	100%

**10. What is your pre-tax annual salary? (this information is kept strictly confidential)**

Answer		Response	%
Monthly stipend (i.e. Americorps)		0	0%
Less than \$10,000		0	0%
\$10,000 - 12,500		0	0%
\$12,501 - 15,000		0	0%
\$15,001 - 17,500		0	0%
\$17,501 - 20,000		0	0%
\$20,001 - 22,500		0	0%
\$22,501 - 25,000		1	50%
\$25,001 - 27,500		0	0%
\$27,501 - 30,000		1	50%
\$30,001 - 32,500		0	0%
\$32,501 - 35,000		0	0%
\$35,001 - 37,500		0	0%
\$37,501 - 40,000		0	0%
\$40,000 - 42,500		0	0%
\$42,501 - 45,000		0	0%
\$45,501 - 47,500		0	0%
\$47,500 - \$50,000		0	0%
\$50,001 - \$52,500		0	0%
\$52,501 - \$55,000		0	0%
\$55,001 - 57,500		0	0%
\$57,501 - 60,000		0	0%

\$60,000+		0	0%
Total		2	100%

## 11. Continuing Education Information

Degree/Certification Sought	Start Date	Field of Study	University/Institution Name	City	State
doctorate	September 2010	Philosophy	University of Oregon	Eugene	OR
Doctorate		Philosophy	CSU Long Beach	Long Beach	CA
Masters	08/10	Philosophy, Economics	Copenhagen Business School	Copenhagen	Denmark
MD	08/10	Clinical Psychology	Mankato State University	Mankato	MN

Statistic	Value
Total Responses	4

## 12. What three factors were most important in obtaining your acceptance into grad school?

Answer		Response	%
Above average academic performance		1	100%
Leadership/Volunteer experience		1	100%
Major/Program		1	100%
Personal Characteristics		1	100%
Skills developed in co/extra curricular activity		1	100%
Work exp/Coop Education/Internships		1	100%
Other		0	0%

Statistic	Value
Total Responses	1