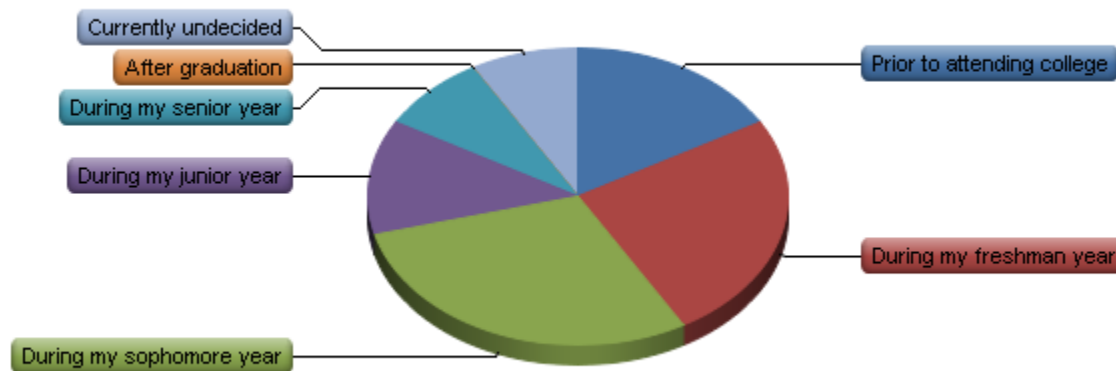


# English

Last Modified: 09/06/2011

## 1. When did you choose which career path to pursue?



Answer	Response	%
Prior to attending college	4	17%
During my freshman year	6	25%
During my sophomore year	7	29%
During my junior year	3	13%
During my senior year	2	8%
After graduation	0	0%
Currently undecided	2	8%
Total	24	100%

## 2. What is your current status?

Employment/Volunteer	Full-time Employment	13	Part-time employment	5	Military Service	0	Volunteer position (eg Peace Corps, AmeriCorps)	1	Not employed/seeking employment	0	Not employed/not seeking employment	1
Continuing Education	Graduate/Professional school full-time	7	Graduate/Professional school part-time	0	Waiting to hear	0	Plan to enroll later	3		0		0

Statistic	Employment/Volunteer	Continuing Education
Total Responses	20	10

### 3. Employment/Volunteer Information

Employer/Organization Name	City	State	Position/Program
AmeriCorps	Glyndon	MN	Minnesota Reading Corps literacy tutor
Baylor University	Waco	TX	
Clark Fork Valley Press	Plains	MT	editor
Concordia College	Moorhead	MN	Communications Specialist/Office of Communications and Marketing
Durham Bulls Baseball Club	Durham	NC	Baseball Trainee
East Helena Public Schools	Helena	MT	Band Teacher
Fastenal	Fargo	ND	Support
Fort Abraham Lincoln Foundation	Mandan	ND	Interpretive Tour Guide
Goldmark Property Management	Fargo	ND	Leasing Specialist
Grosse Pointe Public Schools	GPF	MI	teacher
International School of Dusseldorf, Germany	Dusseldorf	Germany	English teacher
Kohls	Fargo	ND	Customer Service Cashier
Legacy Christian Academy	St Paul	MN	2nd Grade Teacher

Morrison-Maierle, Inc.	Helena	MT	Accounting Tech II
Northwestern Health Sciences University	Bloomington	MN	Public Relations Intern
SE Area YMCA	Maplewood	MN	Youth Development Worker
The Limited	Fargo	ND	Sales Associate
Today's Giving Magazine	Fargo	ND	Public Relations and Marketing Assistant
University of Iowa	Iowa City	IA	Graduate Student
Valley News Live	Fargo	ND	Sales and promotions

Statistic	Value
Total Responses	20

#### 4. What is the type of organization?

Answer	Response	%
Education	9	47%
Government	1	5%
Non-Profit (including healthcare)	2	11%
Private Sector Business	7	37%
Self Employed	0	0%
Other:	0	0%
Total	19	100%

## 5. Which search methods generated the most job leads for you? (choose up to 3)

Answer	Response	%
Career Center (i.e. campus interview, job listing)	3	19%
Classified ad	2	13%
Coop/Intern/previous exp w/employer	3	19%
Direct application to employer	5	31%
Internet resources	5	31%
MN Education Job Fair	1	6%
MN Private College Job Fair	0	0%
Networking (i.e. family & friends)	5	31%
Public or private employment agency	0	0%
Tri-College Career Fair	0	0%
Other	4	25%

Statistic	Value
Total Responses	16

## 6. What three factors were most important in obtaining your current position?

Answer		Response	%
Above average academic performance		5	29%
Leadership/Volunteer experience		3	18%
Major/Program		10	59%
Personal characteristics		13	76%
Skills developed in co/extra curricular activity		9	53%
Work experience/Coop Education/Internships		7	41%
Other		0	0%




Statistic	Value
Total Responses	17

## 7. What is the highest degree you plan to earn during your lifetime?

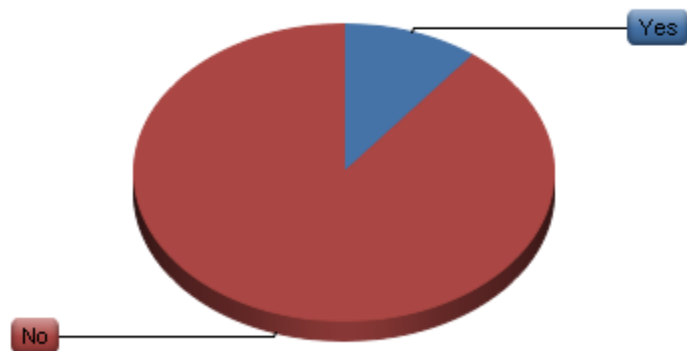
Answer	Response	%
BA/BS	5	21%
MA	8	33%
PhD	2	8%
JD	2	8%
MD	0	0%
DDS	0	0%
Undecided	5	21%
Other	2	8%
Total	24	100%

Other
MFA (Master of Fine Arts)
MBA

## 8. Which BEST describes your current position?

Answer		Response	%
Degree in my field is required for my job		12	60%
Degree is required, but not related to major		0	0%
Degree is not required, but helped get the job		4	20%
Degree made no difference in getting job		4	20%
Total		20	100%

**9. Were you employed in your current position/company during college?**



Answer	Response	%
Yes	2	11%
No	17	89%
Total	19	100%

## 10. Which BEST describes how you regard your current job?

Answer		Response	%
Definite potential for long term		4	21%
Possible potential for long term		6	32%
Working before going back to school		1	5%
Temp job to earn money (i.e. for travel)		1	5%
Job until a better one is found		5	26%
Other:		2	11%
Total		19	100%

## 11. What is your pre-tax annual salary? (this information is kept strictly confidential)

Answer		Response	%
Monthly stipend (i.e. Americorps)		1	7%
Less than \$10,000		3	21%
\$10,000 - 12,500		0	0%
\$12,501 - 15,000		1	7%
\$15,001 - 17,500		4	29%
\$17,501 - 20,000		0	0%
\$20,001 - 22,500		0	0%
\$22,501 - 25,000		2	14%
\$25,001 - 27,500		0	0%
\$27,501 - 30,000		1	7%
\$30,001 - 32,500		0	0%
\$32,501 - 35,000		0	0%
\$35,001 - 37,500		0	0%
\$37,501 - 40,000		0	0%
\$40,000 - 42,500		1	7%
\$42,501 - 45,000		0	0%
\$45,501 - 47,500		0	0%
\$47,500 \$50,000		0	0%
\$50,001 - \$52,500		0	0%
\$52,501 - \$55,000		0	0%
\$55,001 - 57,500		0	0%
\$57,501 - 60,000		0	0%

\$60,000+		1	7%
Total		14	100%

## 12. Continuing Education Information

Degree/Certification Sought	Start Date	Field of Study	University/Institution Name	City	State
JD	08/2010	Law	Drake University Law School	Des Moines	IA
JD		Law	William Mitchell	St. Paul	MN
JD		Law	St Thomas School of Law	St Paul	MN
MA	N/A	Sport Management	University of Michigan	Ann Arbor	MI
Master of Fine Arts	Fall 2010	Creative Writing	Minnesota State University Moorhead	Moorhead	MN
Masters	09/10	Business	NDSU	Fargo	ND
PhD	August 2010	Comparative Literature	University of Iowa	Iowa City	IA
PhD	08/10	English Literature	Baylor University	Waco	TX

Statistic	Value
Total Responses	8

### 13. What three factors were most important in obtaining your acceptance into grad school?

Answer		Response	%
Above average academic performance		5	71%
Leadership/Volunteer experience		2	29%
Major/Program		6	86%
Personal Characteristics		2	29%
Skills developed in co/extra curricular activity		1	14%
Work exp/Coop Education/Internships		1	14%
Other		2	29%

Statistic	Value
Total Responses	7