

Chemistry

Last Modified: 09/05/2011

1. When did you choose which career path to pursue?

| Answer | Response | % |
|----------------------------|----------|------|
| Prior to attending college | 2 | 20% |
| During my freshman year | 1 | 10% |
| During my sophomore year | 5 | 50% |
| During my junior year | 2 | 20% |
| During my senior year | 0 | 0% |
| After graduation | 0 | 0% |
| Currently undecided | 0 | 0% |
| Total | 10 | 100% |

2. What is your current status?

| Question | | | | | | | | | | | | |
|----------------------|--|---|--|---|------------------|---|---|---|---------------------------------|---|-------------------------------------|---|
| Employment/Volunteer | Full-time Employment | 1 | Part-time employment | 2 | Military Service | 0 | Volunteer position (eg Peace Corps, AmeriCorps) | 0 | Not employed/seeking employment | 1 | Not employed/not seeking employment | 2 |
| Continuing Education | Graduate/Professional school full-time | 8 | Graduate/Professional school part-time | 0 | Waiting to hear | 1 | Plan to enroll later | 1 | | 0 | | 0 |

| Statistic | Employment/Volunteer | Continuing Education |
|-----------------|----------------------|----------------------|
| Total Responses | 5 | 10 |

3. Employment/Volunteer Information

| Employer/Organization Name | City | State | Position/Program |
|---|----------|-------|--------------------|
| Concordia College Dining Services | Moorhead | MN | Catering Staff |
| EyeCare Associates | Fargo | ND | Optician |
| University of Minnesota Duluth Medical School | Duluth | MN | Medical school |
| University of Nebraska-Lincoln | Lincoln | NE | Teaching Assistant |

| Statistic | Value |
|-----------------|-------|
| Total Responses | 4 |

4. What is the type of organization?

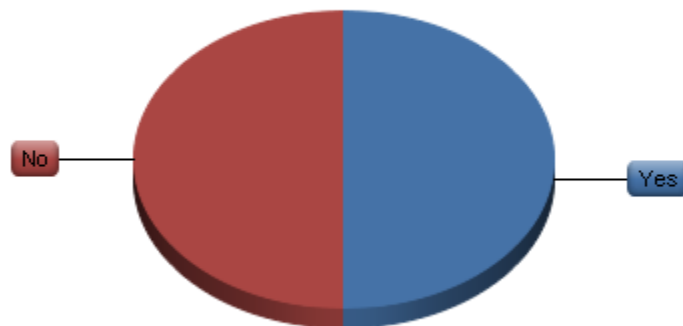
| Answer | Response | % |
|-----------------------------------|----------|------|
| Education | 2 | 67% |
| Government | 0 | 0% |
| Non-Profit (including healthcare) | 0 | 0% |
| Private Sector Business | 0 | 0% |
| Self Employed | 1 | 33% |
| Other: | 0 | 0% |
| Total | 3 | 100% |

5. What is the highest degree you plan to earn during your lifetime?

| Answer | Response | % |
|-----------|----------|------|
| BA/BS | 0 | 0% |
| MA | 0 | 0% |
| PhD | 3 | 30% |
| JD | 0 | 0% |
| MD | 4 | 40% |
| DDS | 0 | 0% |
| Undecided | 1 | 10% |
| Other | 2 | 20% |
| Total | 10 | 100% |

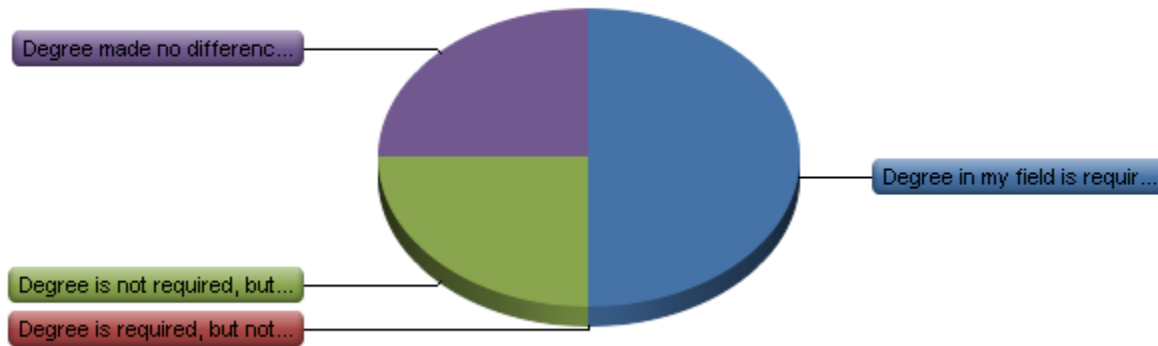
| Other |
|--------------------------|
| PharmD |
| Doctor of Optometry (OD) |

6. Were you employed in your current position/company during college?



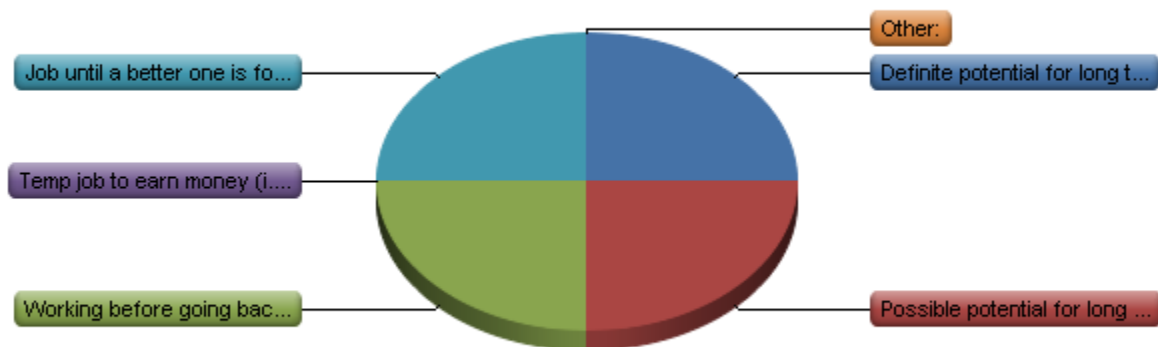
| Answer | Response | % |
|--------|----------|------|
| Yes | 2 | 50% |
| No | 2 | 50% |
| Total | 4 | 100% |

7. Which BEST describes your current position?



| Answer | Response | % |
|--|----------|------|
| Degree in my field is required for my job | 2 | 50% |
| Degree is required, but not related to major | 0 | 0% |
| Degree is not required, but helped get the job | 1 | 25% |
| Degree made no difference in getting job | 1 | 25% |
| Total | 4 | 100% |

8. Which BEST describes how you regard your current job?



| Answer | Response | % |
|--|----------|------|
| Definite potential for long term | 1 | 25% |
| Possible potential for long term | 1 | 25% |
| Working before going back to school | 1 | 25% |
| Temp job to earn money (i.e. for travel) | 0 | 0% |
| Job until a better one is found | 1 | 25% |
| Other: | 0 | 0% |
| Total | 4 | 100% |

9. What is your pre-tax annual salary? (this information is kept strictly confidential)

| Answer | Response | % |
|-----------------------------------|----------|------|
| Monthly stipend (i.e. Americorps) | 0 | 0% |
| Less than \$10,000 | 0 | 0% |
| \$10,000 - 12,500 | 0 | 0% |
| \$12,501 - 15,000 | 0 | 0% |
| \$15,001 - 17,500 | 0 | 0% |
| \$17,501 - 20,000 | 0 | 0% |
| \$20,001 - 22,500 | 0 | 0% |
| \$22,501 - 25,000 | 2 | 100% |
| \$25,001 - 27,500 | 0 | 0% |
| \$27,501 - 30,000 | 0 | 0% |
| \$30,001 - 32,500 | 0 | 0% |
| \$32,501 - 35,000 | 0 | 0% |
| \$35,001 - 37,500 | 0 | 0% |
| \$37,501 - 40,000 | 0 | 0% |
| \$40,000 - 42,500 | 0 | 0% |
| \$42,501 - 45,000 | 0 | 0% |
| \$45,501 - 47,500 | 0 | 0% |
| \$47,500 \$50,000 | 0 | 0% |
| \$50,001 - \$52,500 | 0 | 0% |
| \$52,501 - \$55,000 | 0 | 0% |
| \$55,001 - 57,500 | 0 | 0% |
| \$57,501 - 60,000 | 0 | 0% |

| | | | |
|-----------|--|---|------|
| \$60,000+ | | 0 | 0% |
| Total | | 2 | 100% |

10. Continuing Education Information

| Degree/Certification Sought | Start Date | Field of Study | University/Institution Name | City | State |
|-----------------------------|-------------|--------------------|---|-------------|-------|
| MD | August 2010 | Medicine | University of Minnesota Duluth School of Medicine | Duluth | MN |
| PhD Chemistry | 08/2010 | Chemistry | University of Nebraska Lincoln | Lincoln | NE |
| PharmD | 09/2010 | Doctor of Pharmacy | University of Minnesota - Twin Cities | Minneapolis | MN |
| Medical Degree | Fall 2010 | Medicine | University of Minnesota Duluth | Duluth | MN |
| Doctor of Optometry | August 2010 | Optometry | Illinois College of Optometry | Chicago | IL |
| PhD | 09/10 | Chemistry | University of Wisconsin | Madison | WI |
| PhD | 09/10 | Chemistry | MIT | Cambridge | MA |
| MD | 08/10 | Medicine | University of South Dakota | Vermillion | SD |
| MD | 08/10 | Medical | University of North Dakota | Grand Forks | ND |

| Statistic | Value |
|-----------------|-------|
| Total Responses | 9 |

11. What three factors were most important in obtaining your acceptance into grad school?

| Answer | Response | % |
|--|----------|------|
| Above average academic performance | 4 | 80% |
| Leadership/Volunteer experience | 5 | 100% |
| Major/Program | 3 | 60% |
| Personal Characteristics | 3 | 60% |
| Skills developed in co/extra curricular activity | 2 | 40% |
| Work exp/Coop Education/Internships | 3 | 60% |
| Other | 0 | 0% |

| Statistic | Value |
|-----------------|-------|
| Total Responses | 5 |