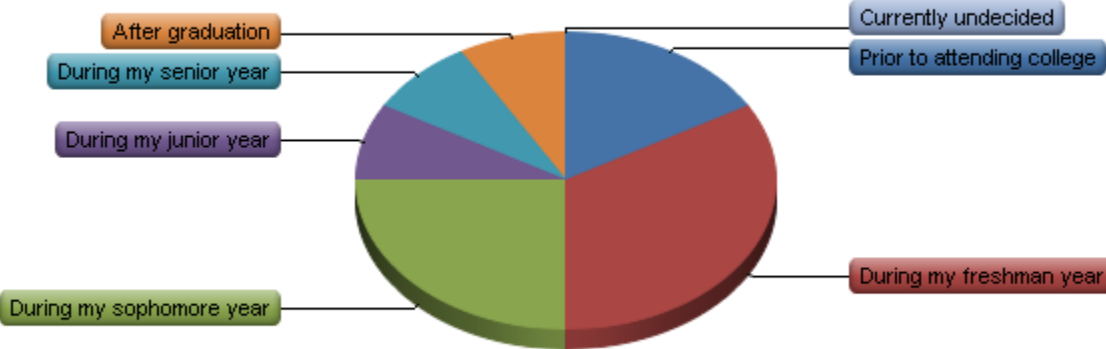


# Art

Last Modified: 09/07/2011

## 1. When did you choose which career path to pursue?



Answer	Response	%
Prior to attending college	2	17%
During my freshman year	4	33%
During my sophomore year	3	25%
During my junior year	1	8%
During my senior year	1	8%
After graduation	1	8%
Currently undecided	0	0%
Total	12	100%

## 2. What is your current status?

Question												
Employment/Volunteer	Full-time Employment	10	Part-time employment	2	Military Service	0	Volunteer position (eg Peace Corps, AmeriCorps)	1	Not employed/seeking employment	0	Not employed/not seeking employment	0
Continuing Education	Graduate/Professional school full-time	0	Graduate/Professional school part-time	0	Waiting to hear	0	Plan to enroll later	3		0		0







Statistic	Employment/Volunteer	Continuing Education
Total Responses	13	3

### 3. Employment/Volunteer Information







Employer/Organization Name	City	State	Position/Program
4luvofdogs	Fargo	ND	Foster
Carlton Investment Services Group, LLC	Edina	MN	Executive Administrative Assistant
Concordia College	Moorhead	MN	Communications Specialist/Office of Communications and Marketing
Dehns Garden	Andover	MN	Farmhand
Ewald Consulting	St. Paul	MN	Intern/Communications Department
Firespring	Lincoln	NE	Seminar Coordinator
FM Spotlight	Fargo	ND	Graphic Designer
Lakeshirts	Detroit Lakes	MN	Production Artist
Office Sign Company	Fargo	ND	Graphic Designer
Old Lutheran	Moorhead	MN	Graphic Designer
Promotional Solutions	Fargo	ND	Administrative Assistant/Graphic Designer
Tornio Ice Hockey Club	Tornio	Finland	Pro Hockey Player

Statistic	Value
Total Responses	12

#### 4. What is the type of organization?







Answer		Response	%
Education		2	17%
Government		0	0%
Non-Profit (including healthcare)		0	0%
Private Sector Business		8	67%
Self Employed		0	0%
Other:		2	17%
Total		12	100%

## 5. What is the type of industry?

Answer		Response	%
Agricultural, Fishery, Forestry & related		1	8%
Business (i.e. finance, retail/sales)		5	38%
Communications, Art & Entertainment		4	31%
Education		1	8%
Healthcare & Sciences		0	0%
Human Service		0	0%
Military		0	0%
Ministry		0	0%
Service (i.e. food, beverage, lodging)		1	8%
Other:		1	8%
Total		13	100%

Other:
Athletics

## 6. What three factors were most important in obtaining your current position?

Answer		Response	%
Above average academic performance		2	20%
Leadership/Volunteer experience		2	20%
Major/Program		6	60%
Personal characteristics		8	80%
Skills developed in co/extra curricular activity		6	60%
Work experience/Coop Education/Internships		5	50%
Other		0	0%

Statistic	Value
Total Responses	10

## 7. During your college years did you experience any of the following?

Answer	Response	%
Cooperative Education	4	57%
Internship	4	57%
International Study (not including May seminar)	2	29%
Practicum	1	14%
Student Teaching	1	14%

Statistic	Value
Total Responses	7

## 8. What is the highest degree you plan to earn during your lifetime?

Answer	Response	%
BA/BS	6	46%
MA	5	38%
PhD	0	0%
JD	0	0%
MD	0	0%
DDS	0	0%
Undecided	2	15%
Other	0	0%
Total	13	100%

## 9. Which search method originally led you to your current position?

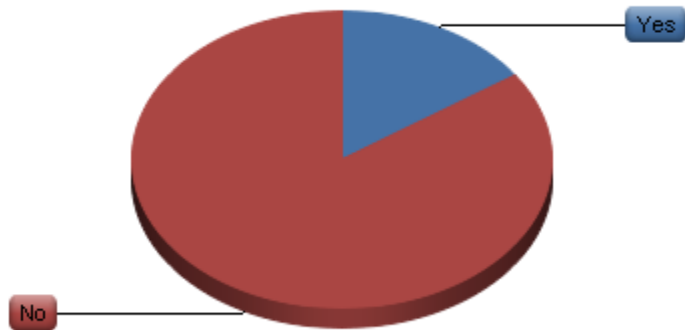
Answer	Response	%
Career Center (i.e. campus interview, job listing)	2	18%
Classified ad	0	0%
Coop/Intern/previous exp w/employer	1	9%
Direct application to employer	0	0%
Internet resources	2	18%
MN Education Job Fair	0	0%
MN Private College Job Fair	0	0%
Networking (i.e. family & friends)	4	36%
Public or private employment agency	0	0%
Tri-College Career Fair	0	0%
Other	2	18%
<b>Total</b>	<b>11</b>	<b>100%</b>

Other
Agent
Career Professionals

## 10. Which search methods generated the most job leads for you? (choose up to 3)

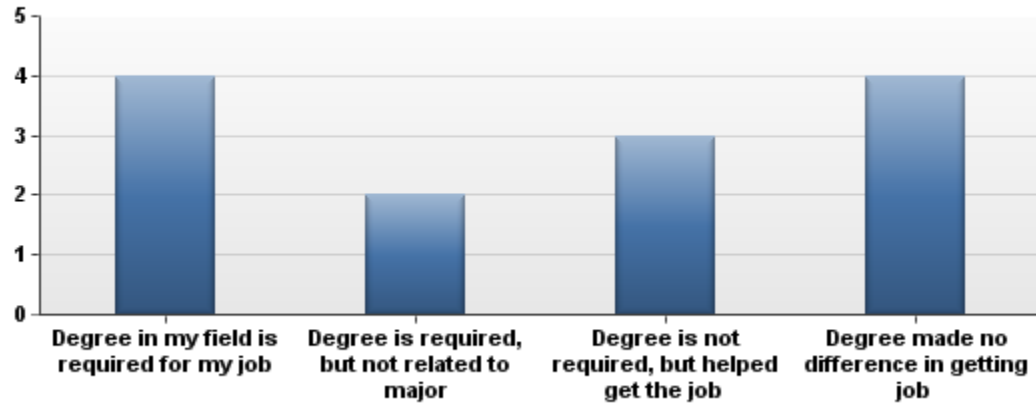
Answer	Response	%
Career Center (i.e. campus interview, job listing)	3	27%
Classified ad	1	9%
Coop/Intern/previous exp w/employer	2	18%
Direct application to employer	3	27%
Internet resources	6	55%
MN Education Job Fair	0	0%
MN Private College Job Fair	0	0%
Networking (i.e. family & friends)	7	64%
Public or private employment agency	1	9%
Tri-College Career Fair	0	0%
Other	2	18%

**11. Were you employed in your current position/company during college?**



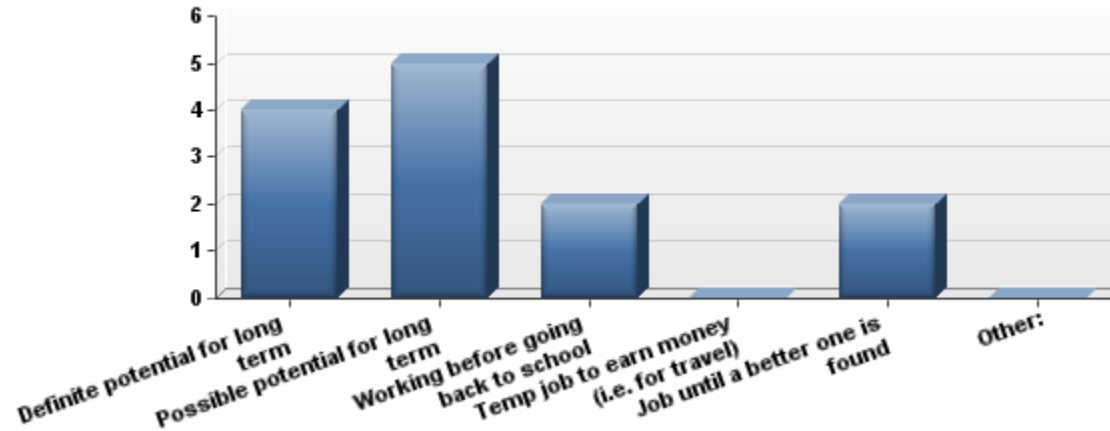
Answer	Response	%
Yes	2	15%
No	11	85%
Total	13	100%

## 12. Which BEST describes your current position?



Answer	Response	%
Degree in my field is required for my job	4	31%
Degree is required, but not related to major	2	15%
Degree is not required, but helped get the job	3	23%
Degree made no difference in getting job	4	31%
Total	13	100%

### 13. Which BEST describes how you regard your current job?



Answer	Response	%
Definite potential for long term	4	31%
Possible potential for long term	5	38%
Working before going back to school	2	15%
Temp job to earn money (i.e. for travel)	0	0%
Job until a better one is found	2	15%
Other:	0	0%
Total	13	100%

Other:

Consulting Agency

Athletics

## 14. What is your pre-tax annual salary? (this information is kept strictly confidential)

Answer		Response	%
Monthly stipend (i.e. Americorps)		1	10%
Less than \$10,000		0	0%
\$10,000 - 12,500		1	10%
\$12,501 - 15,000		1	10%
\$15,001 - 17,500		1	10%
\$17,501 - 20,000		3	30%
\$20,001 - 22,500		0	0%
\$22,501 - 25,000		0	0%
\$25,001 - 27,500		0	0%
\$27,501 - 30,000		2	20%
\$30,001 - 32,500		0	0%
\$32,501 - 35,000		1	10%
\$35,001 - 37,500		0	0%
\$37,501 - 40,000		0	0%
\$40,000 - 42,500		0	0%
\$42,501 - 45,000		0	0%
\$45,501 - 47,500		0	0%
\$47,500 - \$50,000		0	0%
\$50,001 - \$52,500		0	0%
\$52,501 - \$55,000		0	0%
\$55,001 - 57,500		0	0%
\$57,501 - 60,000		0	0%

\$60,000+		0	0%
Total		10	100%

Other
Career Professionals
EdPost

Statistic	Value
Total Responses	11

## 15. Continuing Education Information

Degree/Certification Sought	Start Date	Field of Study	University/Institution Name	City	State
Graphic Design	Not sure	Art	Not sure	Denver	CO
Registered Representative	September 2011	Financial Planning	U of M	Minneapolis	MN
Masters in Education	N/A	N/A	N/A	N/A	MN

Statistic	Value
Total Responses	3